

**Course Syllabus for Parent Night
PK-8th (2017-2018)**

Course: Kindergarten
Grade Level:

Teacher: Mrs. Layfield, Mrs. Mondelli, & Mrs. Weido

Email: klayfield@jp2.org, jmondelli@jp2.org, cweido@jp2.org

Conference Time: Mrs. Layfield – Monday/Friday 10:00-10:25, Mrs. Mondelli-Monday/Friday 10:00-10:25

Textbook Series: (workbooks, Novels, other reading materials): Language- Journeys Science-Interactive Science (Pearson) Reading- Modern Curriculum Press & Neuhaus Reading Readiness Social Studies-Texas Study Weekly Math-Houghton Mifflin Religion-God Loves Us									
Topics Covered: Recognizing letters and sounds Rhyming words Sight words Decoding consonant-vowel-consonant words (i.e. – pig, fan, bug, etc.)	Recognize numbers in isolation								
Expectations: Follow the Boys Town Social Skills Use Love & Logic philosophy Work Cooperatively in groups									
Grading: Report Cards: <ol style="list-style-type: none"> 1. Issued every nine weeks 2. We use M, S, and E for grades <ul style="list-style-type: none"> E-Exceeds expectations M-Meets expectations S-Still developing 									
Special Projects / Events: <table style="width: 100%; border: none;"> <tr> <td style="width: 33%;">11/3/17 DISGUISED TURKEY DUE</td> <td style="width: 33%;">PRAYER SERVICE - LAYFIELD</td> </tr> <tr> <td>10/28/17 RUN WITH THE SAINTS</td> <td>PRAYER SERVICE - MONDELLI</td> </tr> <tr> <td>11/1/17 SAINTS PARADE & PROGRAM</td> <td>PRAYER SERVICE- WEIDO</td> </tr> <tr> <td>12/13/17 CHRISTMAS PROGRAM</td> <td></td> </tr> </table>		11/3/17 DISGUISED TURKEY DUE	PRAYER SERVICE - LAYFIELD	10/28/17 RUN WITH THE SAINTS	PRAYER SERVICE - MONDELLI	11/1/17 SAINTS PARADE & PROGRAM	PRAYER SERVICE- WEIDO	12/13/17 CHRISTMAS PROGRAM	
11/3/17 DISGUISED TURKEY DUE	PRAYER SERVICE - LAYFIELD								
10/28/17 RUN WITH THE SAINTS	PRAYER SERVICE - MONDELLI								
11/1/17 SAINTS PARADE & PROGRAM	PRAYER SERVICE- WEIDO								
12/13/17 CHRISTMAS PROGRAM									
Integration and Use of Computers ABCYA IPAD- SIGHT WORD BINGO, BRAINPOP,CHILD’S BIBLE STARFALL 2+2 (math) IXL									
Field Trips: 10/25/17 Oil Ranch									

Course Syllabus for Parent Night
Pre K K 1st (2017-2018)

Course: Library **Teacher:** Sherry Lamb, MLS Librarian **Grade Levels** Pre K, K, 1st

Email: slamb@jp2.org **Conference Time:** Monday mornings by appointment

<p>Textbook Series: (workbooks, Novels, other reading materials): None at these grade levels</p>
<p>Topics Covered: Library etiquette, behaviors, storytime, listening, sequencing, rhyming, tall tales, reading guidance, basic parts of a book, award winning books such as Caldecott, responding to stories, differentiation between fiction and nonfiction, with a progression toward selecting appropriate books and checking out in the later part of kindergarten and full year check out at grade 1.</p>
<p>Expectations: Students are expected to listen, respond, and gain excitement from literature through the library program as they move toward independence in the library.</p>
<p>Special Projects / Events: Book Fairs are held two times per year. Students enjoy browsing and making wish lists for purchases. These are great opportunities to support the library program as well as building home libraries with entertaining and informational books.</p>
<p>Integration and Use of Computers: Students will be exposed to stories, presentations, guest speakers and more with technology in the library.</p>
<p>Field Trips: No field trips are planned through the library, however, the librarian highly recommends that all families visit their local library and obtain a library card (usually free.) Public libraries offer a wide variety of resources of high value.</p>

Course Syllabus for Parent Night
K-2nd grade (2017-2018)

Course: Physical Education **Teacher:** Mike Hertlein, Marybeth Hewitt, Sandi Morales **Grade Level:** K-2

Email: mhertlein@jp2.org, mhewitt@jp2.org, smorales@jp2.org **Conference Time:** Tues & Thu 2:30-3:10PM

Textbook Series: (workbooks, Novels, other reading materials):

Topics Covered:

Fitness Concepts – basic exercise form, stretching, bending, leaning, etc. Following directional games like “simon says”. Movement skill games to reinforce different locomotor and non-locomotor movements. Proper throwing, catching, kicking, punting, dodging techniques as well as using different manipulatives to strike.

Expectations:

Participate to the best of their abilities, treat teacher/classroom, peers and equipment with respect, follow directions of the teacher, learn how to keep personal space.

Grading:

Students are graded weekly based on their participation in class.

Special Projects / Events:

We are having a major focus on physical fitness. We aim to show the students proper technique for certain exercises like push-ups, sit-ups, etc., as well as proper stretching techniques. This will be accomplished during class time, however students are encouraged to practice at home.

Integration and Use of Computers:

Field Trips:

Other:

**Course Syllabus for Parent Night
PK-8th (2017-2018)**

Course: Spanish

Teacher: Mrs. Linares

Grade Level: PK-K

Email: mlinares@jp2.org

Conference Time: T-TH 8:00 am

Textbook Series: (workbooks, Novels, other reading materials):

Viajemos a Paises Hispanohablantes (workbook)

Topics Covered:

Greetings, numbers, colors, family, shapes, vowels, animals, clothing, body parts.

Expectations:

I expect the students to start enjoying Spanish or continue to enjoy it. Also to learn prayers in Spanish and to be able to respond to basic commands. They will learn songs along with the lessons.

Grading:

Participation 100%

Pre-K/ Kindergarten Grading:

E-Exceeds expectations

M-Meets expectations

S-Still developing

Integration and Use of Computers:

We will use computers to play Spanish games or learn a new song in Spanish.

**Course Syllabus for Parent Night
Pre-K and K (2017-2018)**

Course: Music and Movement Teacher: Hughes

Grade Level: Pre-K and K

Email: khughes@jp2.org

Conference Time: 8:15-8:45
Tu/Th 11:30-12:00pm

Textbooks:

I'm Growing Up Series
First We Sing Song and Games for the Music Class
An American Methodology
First Steps in Music
GIA Gather, Spirit & Song for Mass Music
Kodaly based songs; Art, Spiritual and Folk Songs

Topics Covered:

Movement recognizing and applying personal space, following directions, static (still) balance and dramatic (dancing/moving) balance, eye/hand coordination, mirror imaging, locomotor skills (i.e. - hopping, galloping, leaping, skipping, stopping, sliding, creeping), axial skills (i.e. - bending, rising, curling, swaying, twisting, tensing, relaxing, pivoting), beat, rhythm, dynamics, melodic and rhythmic elements, listening, echo songs, call and response songs, same/different, fast/slow, high/low, loud/soft, working with manipulatives (i.e.- handing, catching, carrying, throwing, striking, rolling, grasping, releasing), developing social skills, learning how to recognize/play pitched and non-pitched percussion instruments.

Expectations:

Follow Directions
Sing tunefully
Demonstrate teamwork
Participate in music activities
Follow rules and procedures
Model proper behavior

Grading:

Teacher Observations
Participation
Performance

Kindergarten Grading:

E-Exceeds expectations
M-Meets expectations
S-Still developing

Pre-Kindergarten Grading:

E-Exceeds expectations
M-Meets expectations
S-Still developing

Integration and Use of Computers: Music software program, interactive websites, (teacher) ipad music apps

Special Events:

Kindergarten - Christmas program and Prayer Service

A Few Important Reminders

Classroom Interruptions:

In order to minimize school interruptions, please adhere to the following procedures per the Parent/Student Handbook. **We ask for your full cooperation in these matters.**

We have over 700 children and this has become a real issue.

- Please send a note in the morning with your child stating the time you wish to pick him/her up for early dismissal.
- Remind your child to take the note to the office before school starts for an early dismissal pass.
- The school does NOT accept emails regarding early dismissal notice.
- Please do not call the office or just show up and ask to have your child come to the office. This is a disruption to the class and the learning taking place.
- Please do not call the office during the day with carpool/transportation/walker changes. Again, this is a major disruption to the classrooms as well as the office. Please plan ahead and inform your child of dismissal plans in the morning.
- When you are a field trip chaperone and you return from the field trip, please do not ask to pick up your other children early. This is not considered an excused absence and work missed will not be allowed to be made up. Children need to know that you value their education and the importance of being in class.
- You must come to the office to sign your child out of school. Students cannot sign themselves out.
- 2:45 is the latest a student may be picked-up for early dismissal, so as not to interfere with regular carpool procedures.
- Students who arrive at or leave school other than the designated times must do so through the front office or nurses office if parents are contacted by the nurse.

Family Identification

- Your Family ID number is also your carpool number (please write on all checks to the school)

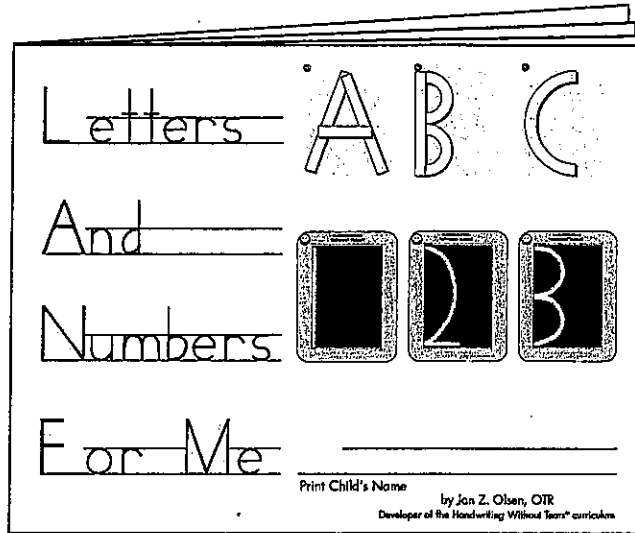
Carpool Safety

- State law requires you park at least 30 feet from a stop sign (approx. 2 car lengths) and 15 feet from a fire hydrant, 20 feet from a crosswalk – please be aware of these rules during carpool time and at Brimhurst and Manderly.
- The Constables have told us we are not allowed to load or unload students along Parkway Plaza Drive.
- No loading or unloading children at the corners of Brimhurst or Manderly, along the curb on Parkway Plaza Drive, or from the inside lane on Brimhurst next to the island.
- Please do not park in Kindercare parking lot at any time.
- Please be courteous to our neighbors, do not block driveways or streets.
- Please do not cut into the carpool line. Parents coming from side streets should go to the end of the carpool line. Everyone has already been waiting their turn and has somewhere they need to be too.

- Carpool numbers 1, 2, and 3 were purchased at last year's auction/gala and they are allowed to drive to the front of the line. Please leave room for these three cars when lining up on Parkway Plaza Drive. Be sure to come to the auction this November and have the opportunity to purchase one of these numbers yourself!
- Please do not park in the reserved parking spaces. If it is during the school day and the reserved space is empty, do not park there even for a few minutes. Many times these staff members are returning from meetings or are running errands for the office. We also have auxiliary staff that come to school later and need a place to park. For evening events, please do not park in the administration's parking spaces, often times they have gone to get dinner and will be returning.
- Make sure your carpool number is written on your child's backpack even if they are walkers. On rainy days they forget their numbers. Have rainy day carpool plans and make sure your child is aware of them.
- Parents are responsible for their children once the staff walks the students across to Brimhurst or the corner of Manderly. Please be on time to pick them up.

We are a Catholic School and should be setting a Christian example for our children as well as our neighbors.

Welcome to Kindergarten



Dear Parents,


We are excited about the Kindergarten handwriting program we are using this school year. Handwriting Without Tears® (HWT) is a simple, developmentally based curriculum for printing. The program uses fun, multisensory techniques to teach letter formation and eliminate reversals of letters.

Throughout the school year, we will "build" capital letters with wood pieces. The *Letters and Numbers for Me* workbook helps students to print letters, words and simple sentences. Our goal is to make handwriting a natural and automatic skill. We are sending home information so that you'll know what we're teaching and how to help at home. Please let us know if you have any questions.

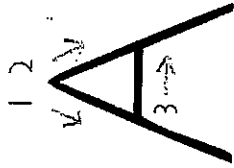
Sincerely,

Carol Weido
Kathryn Fairfield
Julia Montali

P.S. If you would like more information about the Handwriting Without Tears® Kindergarten program, visit the Handwriting Without Tears® website: www.hwtears.com.



HANDWRITING WITHOUT TEARS®



Big line
Big line
Little line



Big line
Little curve
Little curve



Big C curve



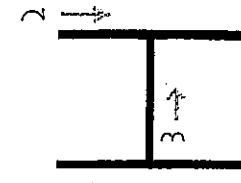
Big line
Big curve
Big line
Little line
Little line
Little line




Big line
Little line
Little line
Little line



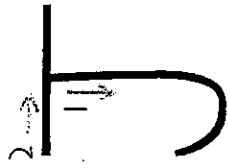
Big curve
Little line
Little line



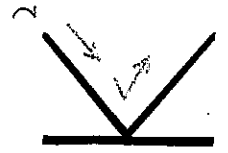
Big line
Big line
Little line




Big line
Little line
Little line



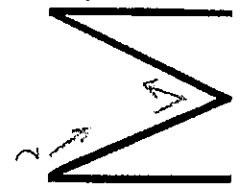
Big line
Turn
Little line



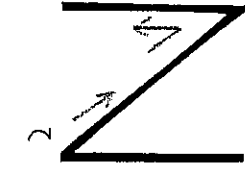
Big line
Little line
Little line



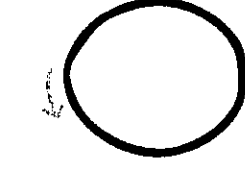
Big line
Little line



Big line
Big line
Big line
Big line



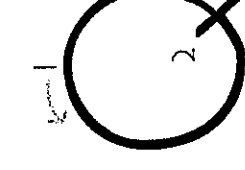
Big line
Big line
Big line



Big C curve
Keep going
Little line



Big line
Little curve



Big C curve
Keep going
Little line



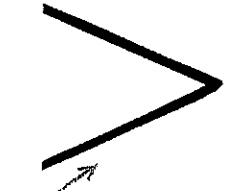
Big line
Little curve
Little line



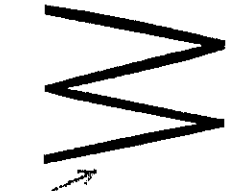
Little curve
Turn
Little curve



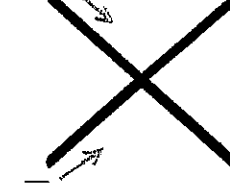
Big line
Turn
Big line



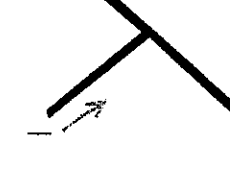
Big line
Big line



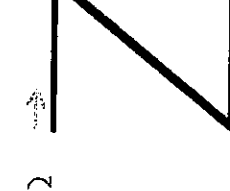
Big line
Big line
Big line
Big line



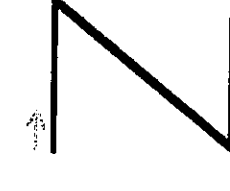
Big line
Big line



Little line
Big line



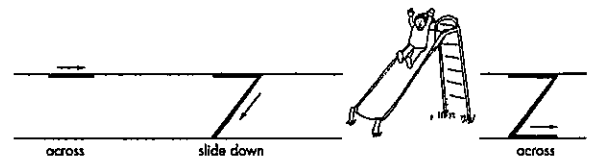
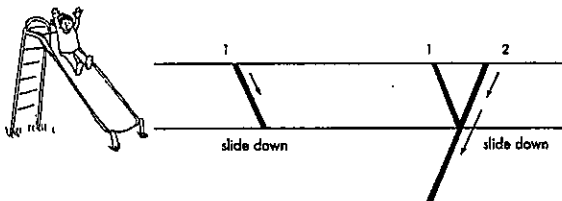
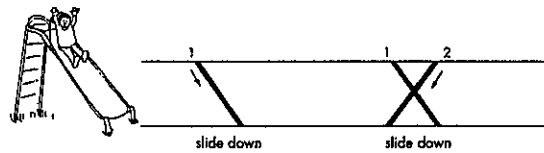
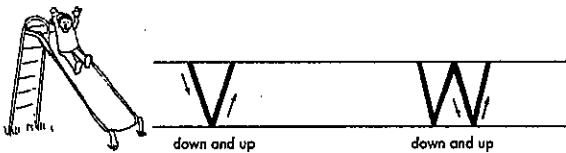
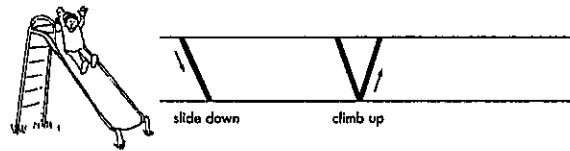
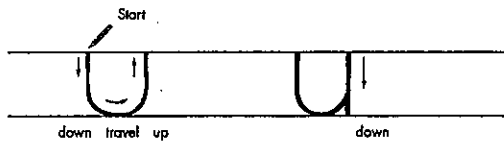
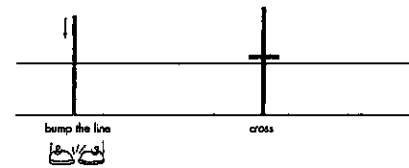
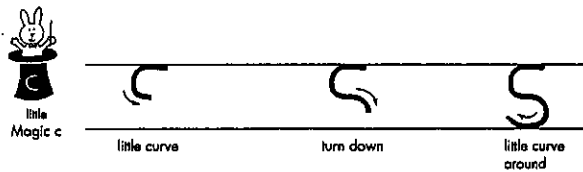
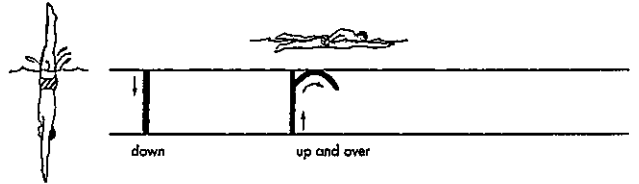
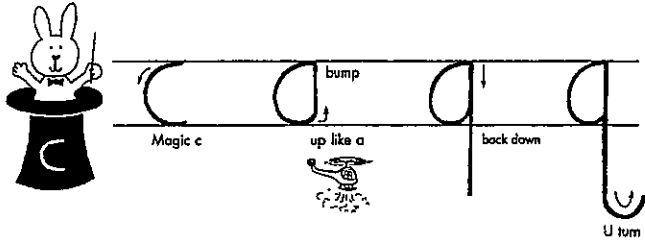
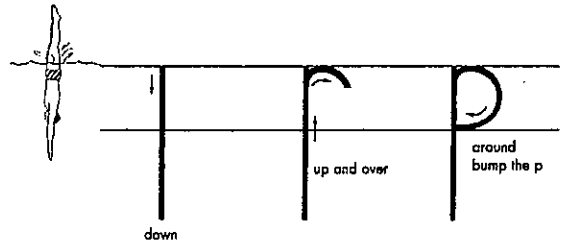

Little line
Big line
Little line



HWT Letter Formation Chart



HWT Letter Formation Chart




HWT Number Formation Chart


1 starts in the starting corner!
1 makes a big line down.
1 stops in the corner.




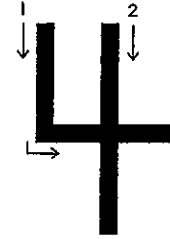

2 starts in the starting corner!
2 makes a big curve.
2 stops in the corner.
2 walks away on the bottom.






3 starts in the starting corner!
3 makes a little curve to the middle.
3 makes another little curve to the bottom corner.





4 starts in the starting corner!
4 makes a little line down to the middle.
4 walks across the dark night!
4 jumps to the top and says, "I did it!"


5 starts in the starting corner!
5 makes a little line down to the middle. It starts to rain.
5 turns around and goes back for an umbrella.


6 starts in the starting corner!
6 is a baby bear.
6 goes down to curl up in the corner.
6 is hibernating!





7 starts in the starting corner!
7 is on the top.
7 walks across the top!
7 says, "I better slide down."

8 is different!
8 doesn't like corners.
8 starts in the center.
8 begins with S and then says, "I want to go home."




9 is so special!
9 has its own corner.
9 makes a little curve.
9 goes up to the corner.
9 makes a big line down.




10 uses two places.
1 comes first.
0 is next.
0 starts at the top.
10 is finished!

